

Executive Software Company

SECURITY CHECKUP

July 29,2022 - August 02, 2022

TABLE OF CONTENTS

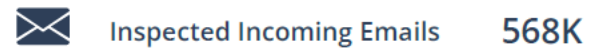

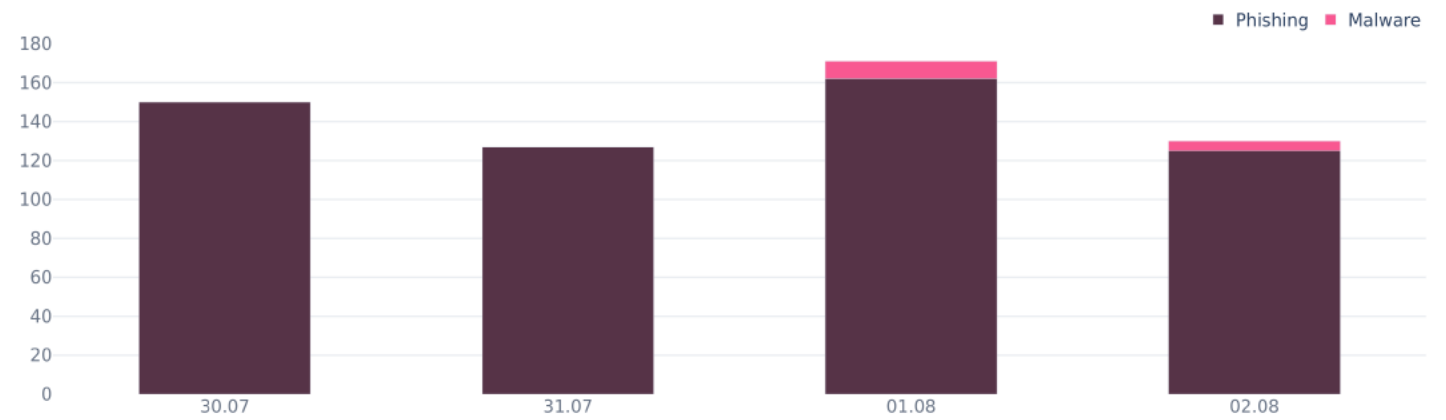
EXECUTIVE SUMMARY	3
EMAIL PROTECTION OVERVIEW	4
EMAIL PROTECTION	6
MALWARE PROTECTION	7
SPAM PROTECTION	8
SAMPLE OF DETECTIONS	9
SHADOW IT	10

This Security Checkup report provides a periodic overview of the threats detected in emails and other protected collaboration applications and how they were handled by the policy.

## Top Attacked Users



## Events Trend



## Events by Platform



This page provides an overview of the detected email threats and how they were handled by the policy.

Total Security Events **11K**

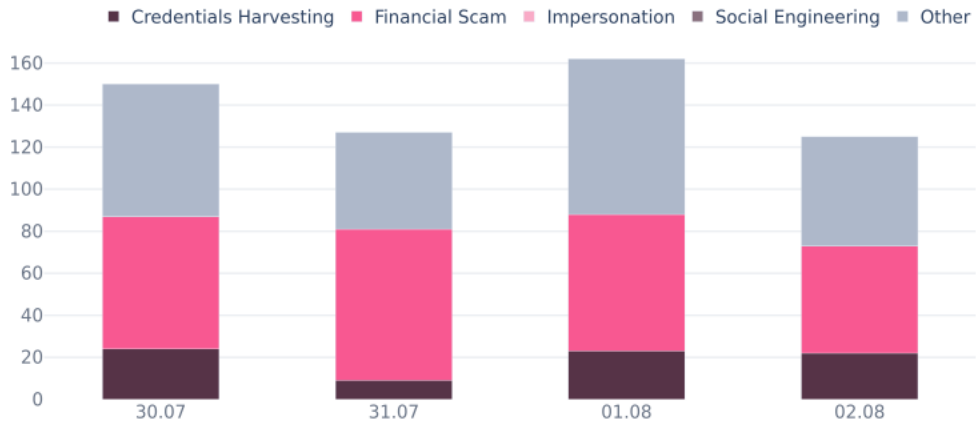
Out of which:

 Spam  
**10K**

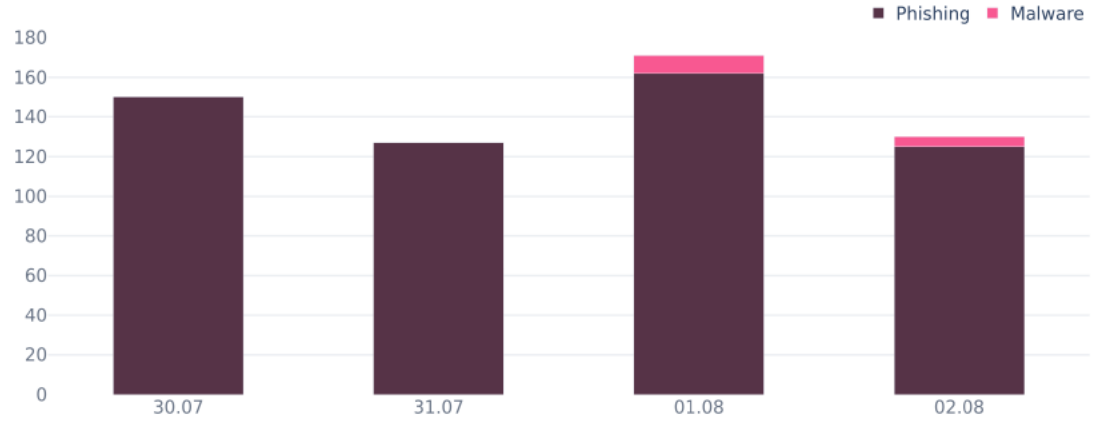
 Phishing  
**564**

 Malware  
**14**

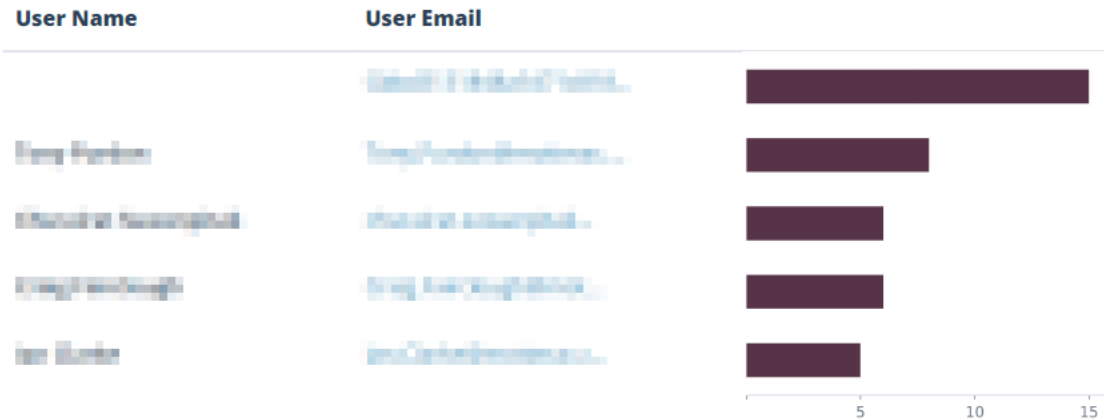
## Top Phishing Detection Reasons



## Events Trend



## Top Attacked Users



## Scanned Elements



Emails  
**874K**

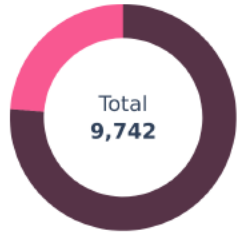


Attachments  
**1M**

## Security Events by Enforcement



## Missed by Microsoft EOP



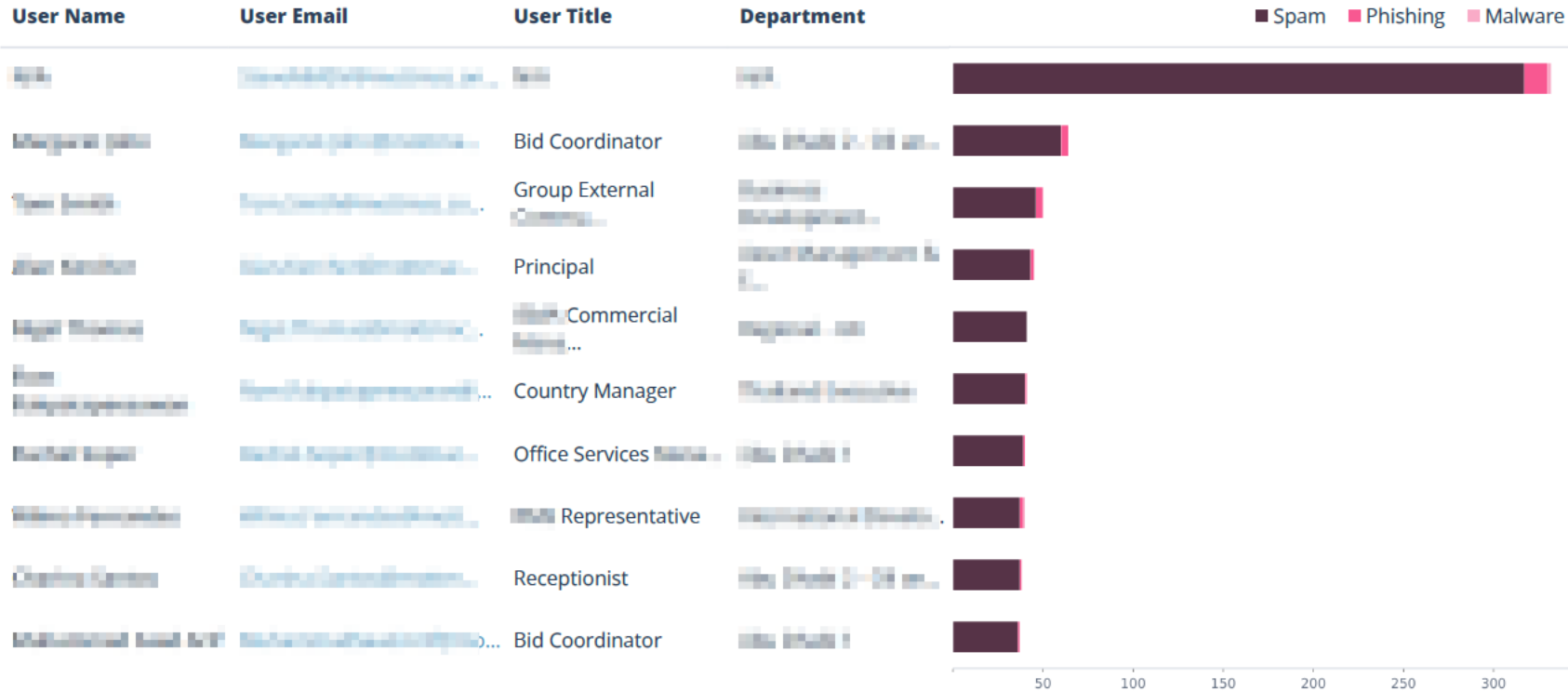
● Delivered **7,419**  
● Moved to Junk folder **2,323**

Microsoft EOP missed 76% of Check Point detected attacks


## Top Attacked Users - Attacks missed by Microsoft EOP



Top Attacked Users - All



Security Events by Department

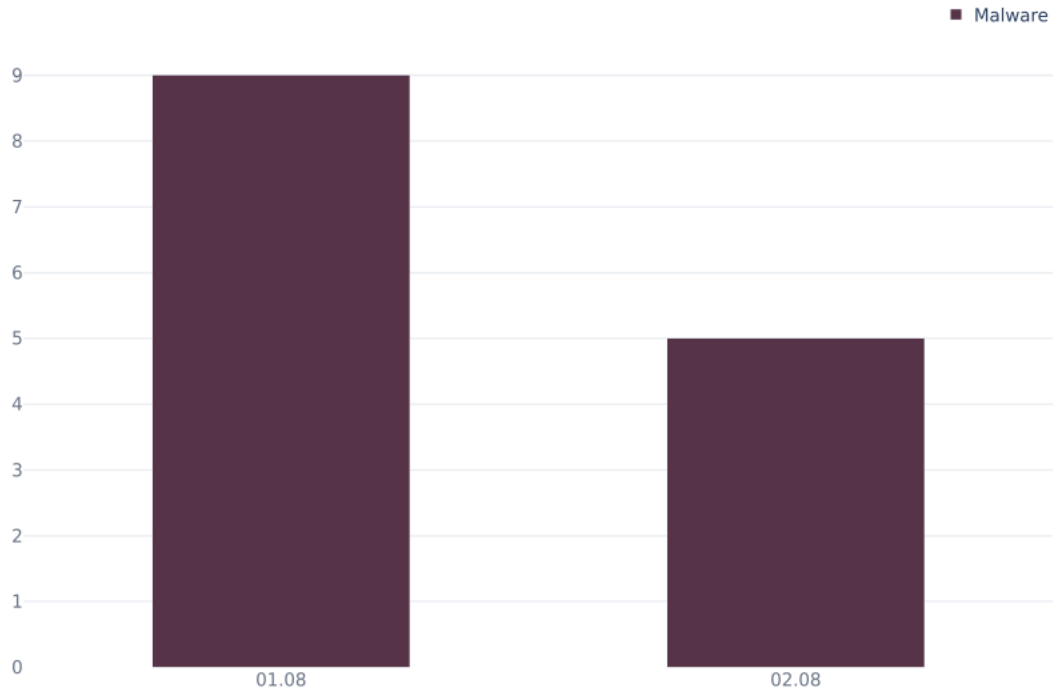


Clicks on Malicious Links

No clicks on malicious links

This page provides an overview of the malware detected files and how they were handled by the policy.

### Malware Trend



### Top Attacked Users

User Name	User Email	User Title	Department	Count
[Redacted]	[Redacted]	[Redacted]	[Redacted]	2
[Redacted]	[Redacted]	[Redacted]	[Redacted]	1
[Redacted]	[Redacted]	[Redacted]	[Redacted]	1
[Redacted]	[Redacted]	[Redacted]	[Redacted]	1
[Redacted]	[Redacted]	[Redacted]	[Redacted]	1

### Malware Events by Enforcement



### Top File Types

Png	6
Xls	5
Eml	2
Xlsx	1
Other	1

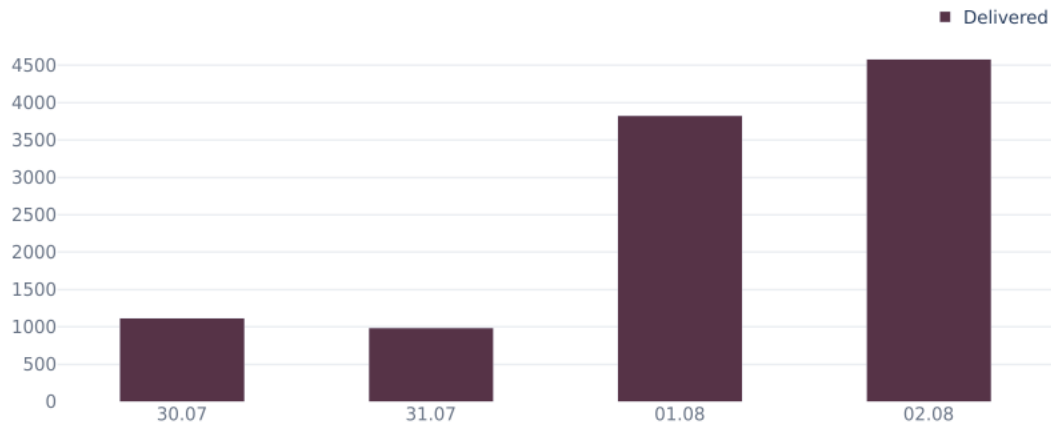
This page provides an overview of the detected Spam emails and how they were handled by the policy.

Inbound Emails **568K**  
 Out of which:  
 Spam Emails **10K**

Spam Events by Action



Events Trend



Top Attacked Users

User Name	User Email	User Title	Department	Count
[Redacted]	[Redacted]	[Redacted]	[Redacted]	~300
[Redacted]	[Redacted]	[Redacted]	[Redacted]	~50
[Redacted]	[Redacted]	[Redacted]	[Redacted]	~50
[Redacted]	[Redacted]	[Redacted]	[Redacted]	~50
[Redacted]	[Redacted]	[Redacted]	[Redacted]	~50

Top Senders

[Redacted]	Networking@[Redacted]...	~900
[Redacted]	technews@finance-[Redacted].com	~350
[Redacted]	[Redacted]digital-email.com	~250
[Redacted]	no-reply@[Redacted].org	~180
[Redacted]	info@[Redacted]ebook.com	~180



Detection	Detection Reasons	Subject	Recipient	Sender	Receive Time
Malware	Threat Emulation	Q1 2022 Salary Variance - APD	[Redacted]	[Redacted]	2022-08-01
Malware	Threat Emulation	Billing - [Redacted] - Jul 2022	[Redacted]	[Redacted]	2022-08-01
Malware	Threat Emulation	Support ([Redacted]) - Jul 2022	[Redacted]	[Redacted]	2022-08-01
Malware	Antivirus Threat Emulation	Re:Payment Advice [Redacted]	[Redacted]	[Redacted]	2022-08-01
Malware	Threat Emulation	order [Redacted]	[Redacted]	[Redacted]	2022-08-01
Phishing	'From' and 'Reply to' are different Financial Scam Insignificant historical reputation with sender +4 more	Re.: US\$15,500,000.00 [Redacted]	[Redacted]	[Redacted]	2022-08-01
Phishing	'From' and 'Reply to' are different Financial Scam Insignificant historical reputation with sender +3 more	Fwd: Business Offer for [Redacted]	[Redacted]	[Redacted]	2022-08-01
Phishing	Suspicious-looking email text Suspected name-impersonation from (Mike Isola, Regional... Insignificant historical reputation with sender	ONE MOMENT	[Redacted]	[Redacted]	2022-08-01
Phishing	'From' and 'Reply to' are different Financial Scam Insignificant historical reputation with sender +2 more	Request--169	[Redacted]	[Redacted]	2022-08-01
Phishing	'From' and 'Reply to' are different Financial Scam Insignificant historical reputation with sender +3 more	Fwd: Business Offer for [Redacted]	[Redacted]	[Redacted]	2022-08-01

## Newly Detected Platforms



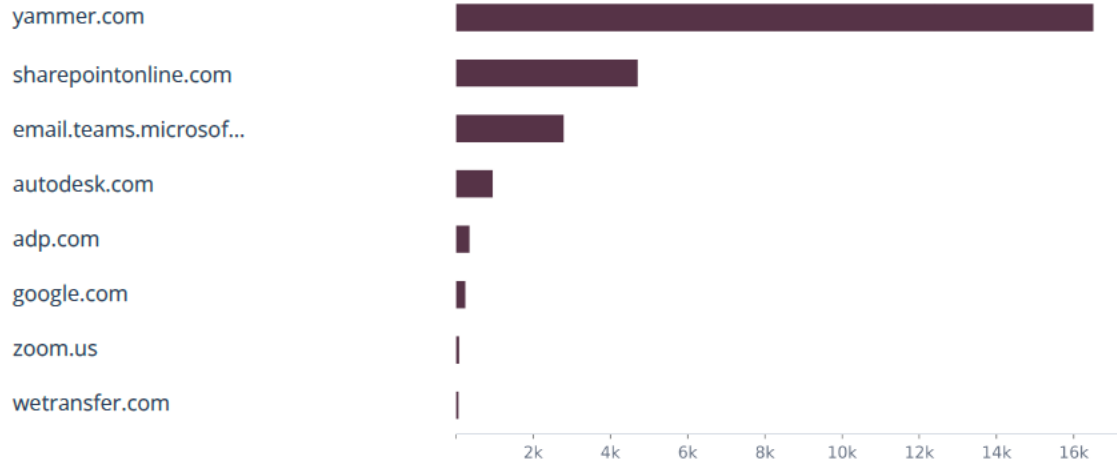
## Detected Apps by Risk



## Detected Apps by Category



## Top Popular Services



## Top Active Users

User Name	User Title	Department	Count
<a href="#">[Redacted]</a>	[Redacted]	[Redacted]	50+
<a href="#">[Redacted]</a>	Principal Software	[Redacted]	10
<a href="#">[Redacted]</a>	Principal Project	[Redacted]	10
<a href="#">[Redacted]</a>	Technical Director	[Redacted]	10
<a href="#">[Redacted]</a>	[Redacted]	[Redacted]	10